

LB 15

Antenna panels series

TV ANTENNA PANELS
UHF BAND



The high quality, professional and cost-effective solution



High reliability
and compact size



Resistant to extreme
weather conditions



Rugged in
construction



Low cost
of ownership

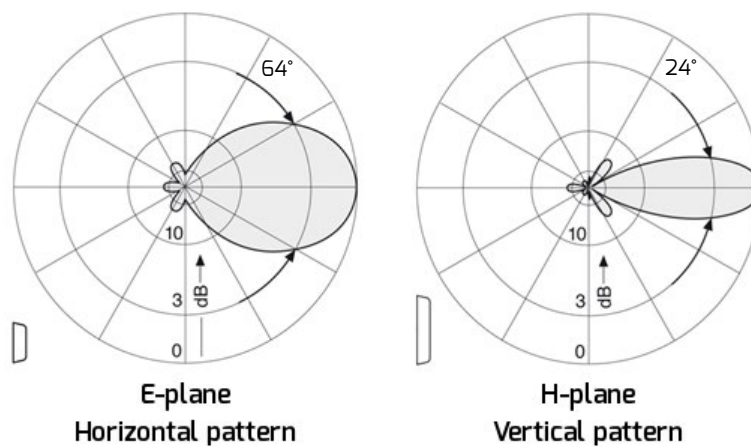
LB 15

Antenna panels series

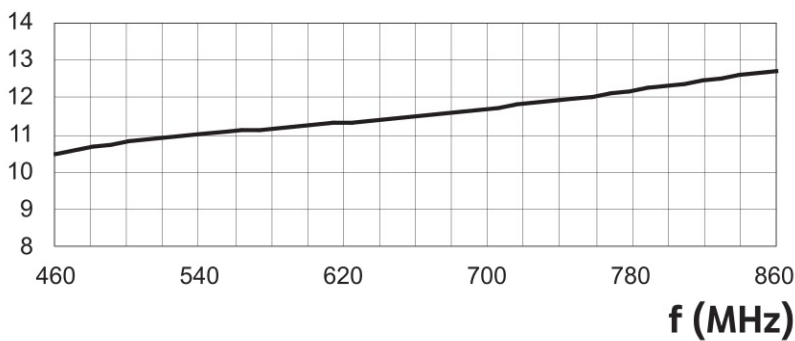
The **LB 15** antenna panel, horizontal polarized, broad-band over the **entire UHF frequency range**, is rugged in construction and designed to be **durable and resistant to extreme weather conditions**.

The LB 15 antenna panel is the basic unit from which more **complex antenna systems** may be built, designed to obtain radiation patterns which give the **best performance** in the areas to be served.

RADIATION PATTERNS @ 665MHz



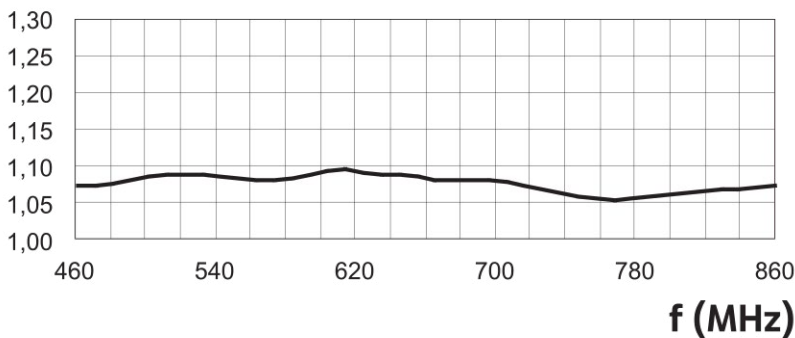
GAIN (dBd)



LB 15 - Gain (dBd) Vs. frequency

Note: for gain referred to isotropic radiator (dBi) data in dBd has to be increased by 2.2dB

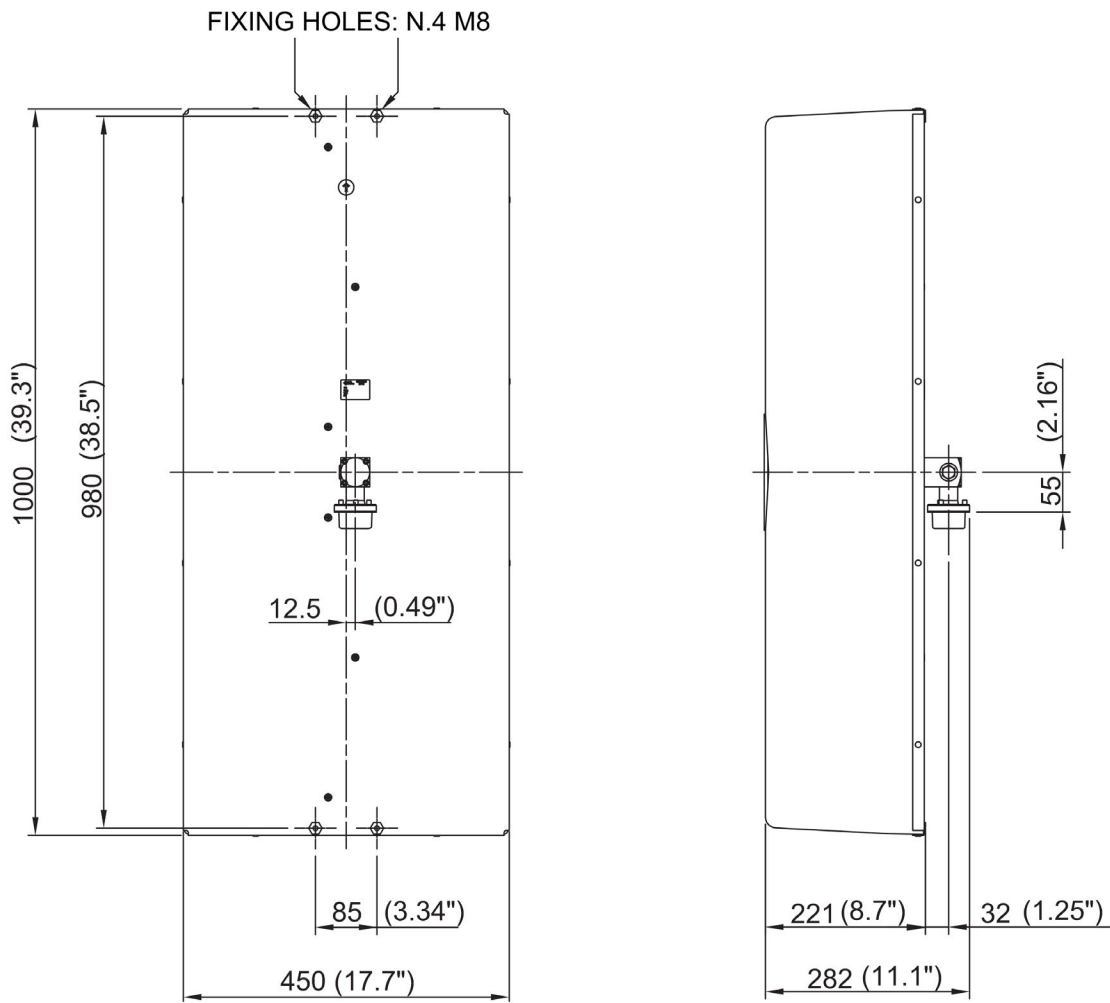
VSWR



LB 15 - VSWR Vs. frequency

Note: VSWR 1.1 corresponds to 26.4dB return loss

MECHANICAL DRAWING



SUSTAINABILITY

We design and build high performance and environmentally friendly equipment



MADE IN ITALY

Design and manpower are 100% Italian to guarantee quality and assistance



SOLIDITY

Being in the broadcast industry for nearly forty years is the most obvious proof of our seriousness



TECHNOLOGY

We believe it is essential to increase our technological know-how every day to provide excellent products

LB 15

Antenna panels series

TECHNICAL SPECIFICATIONS

ELECTRICAL SPECIFICATIONS

Frequency range	470 ÷ 860 MHz
Average gain ($\lambda/2$)	12.0 dBd
Average gain (ISO)	14.2 dBi
Impedance	50 Ω
Max VSWR	1.1:1
Input connector and Max power	DIN 7-16 female (up to 1.5kW per panel) - option: EIA 7/8" (up to 2.5kW per panel)
Horizontal beam-width (@ -3dB)	64°
Vertical beam-width (@ -3dB)	24°
Polarization	Horizontal

MECHANICAL SPECIFICATIONS

Materials	<p>Reflectors and screws stainless steel AISI 304</p> <p>Radome fiber-glass (white color - other colors on request)</p> <p>Dipoles - splitters - lines silver plated brass</p> <p>Isolating material for splitters - lines Teflon® (PTFE)</p> <p>O-rings silicone</p>
Mounting	By means of 4 screws M8
Weight	14.5 kg
Wind load	Front: 700N @ 160 km/h Side: 300N @ 160 km/h
Max wind velocity	220 km/h



ABE ELETTRONICA

Via Leonardo da Vinci, 224 - 24043 Caravaggio (BG) - Italy
Tel. +39 0363 35 10 07 - Fax +39 0363 50 756 - mail@abe.it - www.abe.it